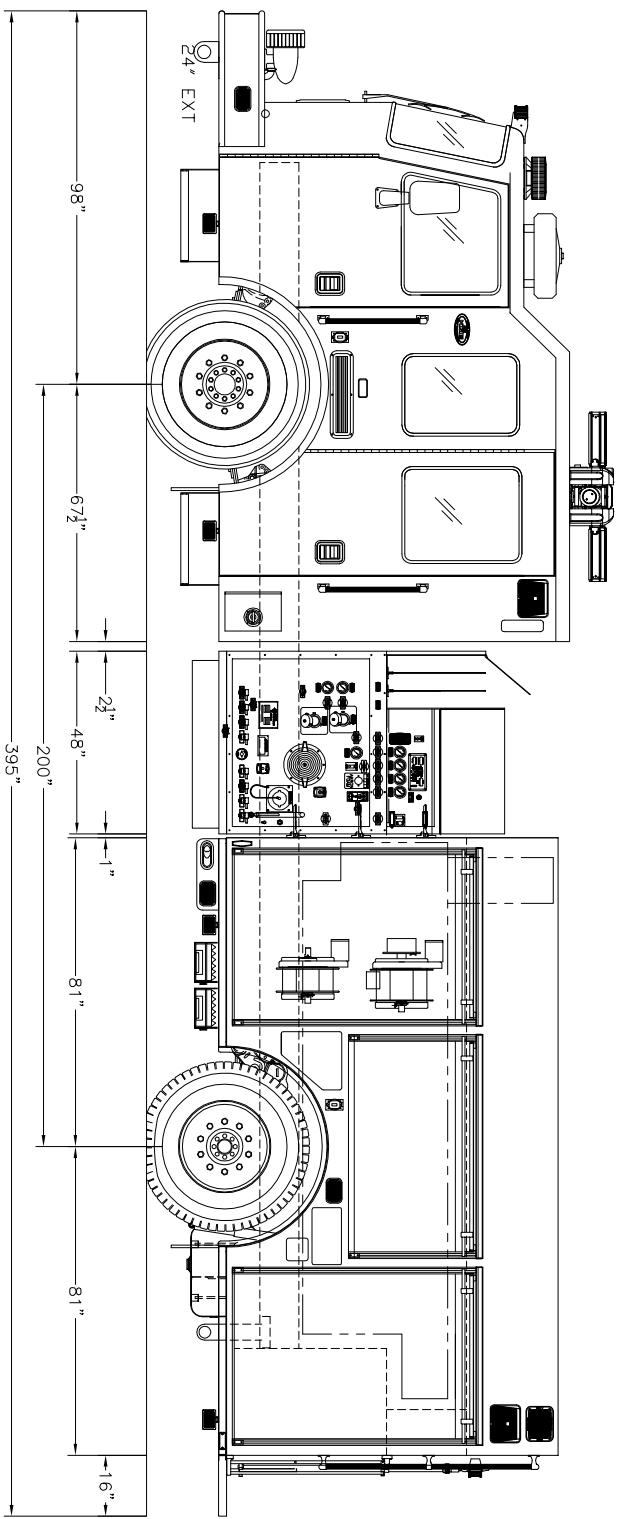
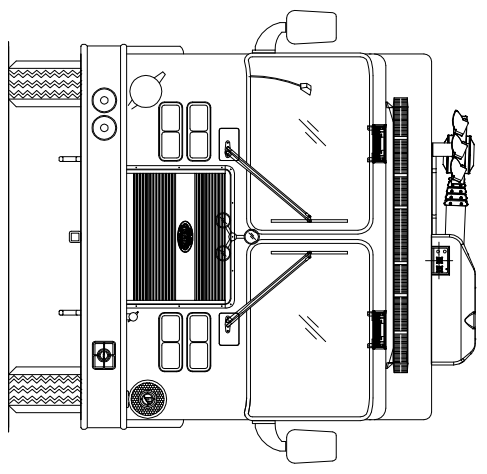
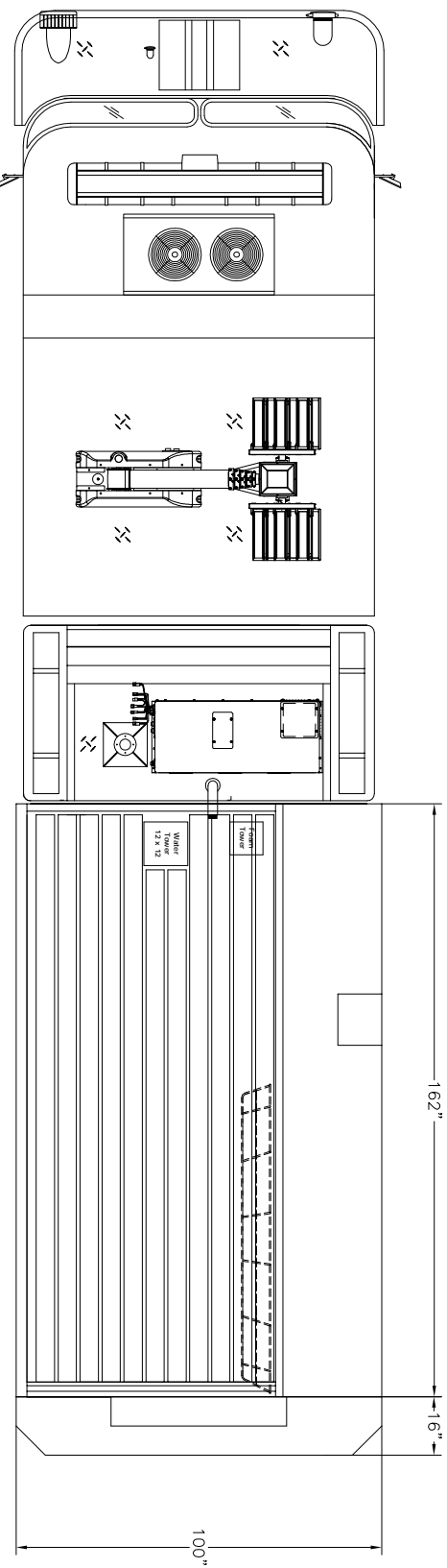


REAR VIEW OF CAB



----- CHASSIS -----

CHASSIS: KME PREDATOR LPD 12" RR
 CAB: 4 DOOR 425 HP
 ENGINE: CAT C9
 TRANSMISSION: CAT CX-28
 FRONT AXLE: 21,480#
 REAR AXLE: 27,000#

----- PUMP -----

PUMP: WATEROUS CSU-C10-1500 GPM SINGLE STAGE
 INTAKES
 DRIVER SIDE: 6" & 2 1/2"
 OFFICER SIDE: 6"
 FRONT: 6"
 REAR: 6"

DISCHARGES: (2) 2 1/2"
 DRIVER SIDE: (1) 3" & (1) 2 1/2"
 OFFICER SIDE: (1) 1 1/2" & (1) 2 1/2"
 FRONT: (1) 1 1/2" & (1) 2 1/2"
 REAR: (1) 3" & (1) 3 3/4" & (1) 2 1/2" CROSSLAYS
 DECK GUN: (2) 1 3/4" & (1) 2 1/2" OS HOSE BED
 OTHER: (1) 2 1/2" OS HOSE BED

----- TANK -----

TANK: POLY
 WATER: 750
 FOAM: 20
 EXTRA FILLS:
 DUMPS:

----- BODY -----

BODY TYPE: CHALLENGER WB
 MATERIAL: 3/16" ALUMINUM
 COMPARTMENTATION
 DRIVER SIDE: FULL HEIGHT-FULL DEPTH
 OFFICER SIDE: FULL HEIGHT-FULL DEPTH
 HOSEBED
 CAPACITY: WB-7/5
 DIVIDERS: THREE (3)
 HOSE LOAD: 1,500' OF 5"
 250' OF 2 1/2"
 600' OF 3"

----- MISC. -----

GENERATOR: ONAN 20 KW PTO/HYD
 FOAM SYSTEM: ELKHART FOAM SUPPLY KIT #2

CUSTOMER APPROVAL:

NAME:
 TITLE:
 DATE:

THIS DRAWING IS A GENERAL CONFIGURATION AND MAY NOT NECESSARILY REFLECT ALL CONTRACTUAL REQUIREMENTS. CONTRACT SPECIFICATIONS SHALL PREVAIL OVER DRAWING.

SALES ENGINEER : JASON HARTZ



KOVATCH MOBILE EQUIPMENT
 ONE INDUSTRIAL COMPLEX - NESQUEHONING, PA 18240

SCALE: 1"=24"
 DATE: 8-4-08
 DRAWN BY: JIM
 APPROVED BY: JGH
 KME CUSTOM PUMPER

RHEEMS FD
 GSO#7381