

----- CHASSIS -----

CHASSIS: 2010 PREDATOR MPD 16" RR
 CAB: 4 DOOR
 ENGINE: MAXFORCE 13 475 HP
 TRANSMISSION: ALLISON 4000 EVS
 FRONT AXLE: 20,000#
 REAR AXLE: 27,000#

----- PUMP -----

PUMP: HALE QMAX-150 1500 GPM SINGLE STAGE

INTAKES

DRIVER SIDE: 6"

OFFICER SIDE: 6" & 2 1/2"

DISCHARGES

DRIVER SIDE: (1) 5" & (1) 2-1/2"

FRONT: (1) 1-3/4"

REAR: (1) 3"

DECK GUN: (2) 1 3/4" CROSSLAWS

OTHER: (1) 2-1/2" CROSSLAWS
 (1) 2-1/2" OS HOSEBED

----- TANK -----

TANK: POLY

WATER: 1000

FOAM: 20

EXTRA FILLS:

DUMPS:

----- BODY -----

BODY TYPE: PUSHBACK WIDEBED

MATERIAL: 3/16" ALUM

COMPARTMENTATION

DRIVER SIDE: FULL HEIGHT-FULL DEPTH

OFFICER SIDE: FULL HEIGHT-SPLIT DEPTH

HOSEBED

CAPACITY: 141 CUBIC FEET

DIVERS: TWO (2)

HOSE LOAD:

----- MISC. -----

GENERATOR: HARRISON 10KW

FOAM SYSTEM: HALE FOAMLOGIX 2.1/REFILL SYS

CUSTOMER APPROVAL:

NAME:

TITLE:

DATE:

THIS DRAWING IS A GENERAL CONFIGURATION AND MAY NOT NECESSARILY REFLECT ALL CONTRACTUAL REQUIREMENTS. CONTRACT SPECIFICATIONS SHALL PREVAIL OVER DRAWING

SALES ENGINEER : JASON WITMIER



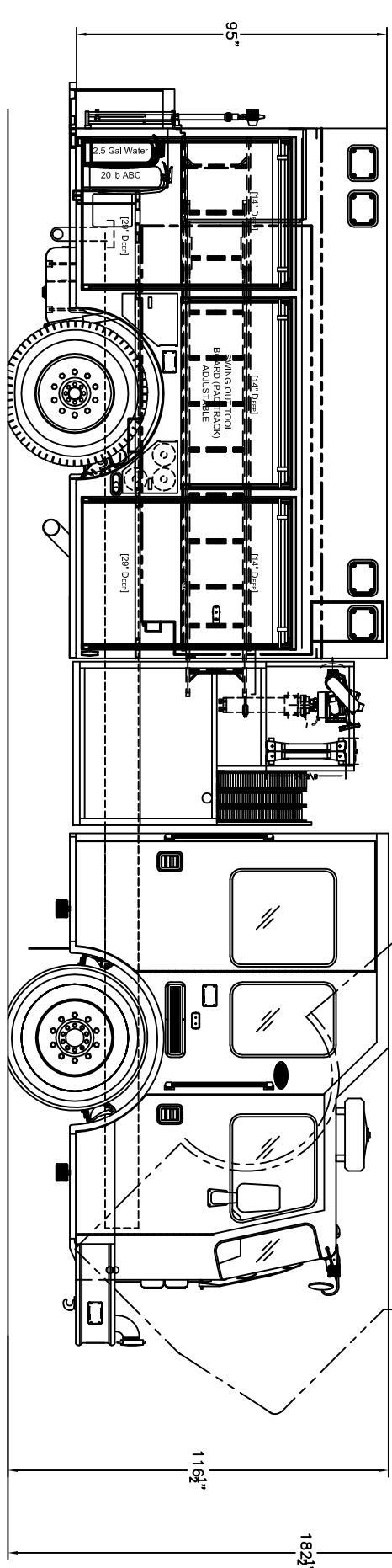
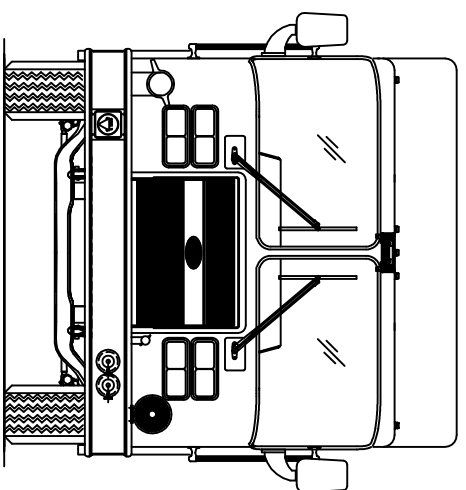
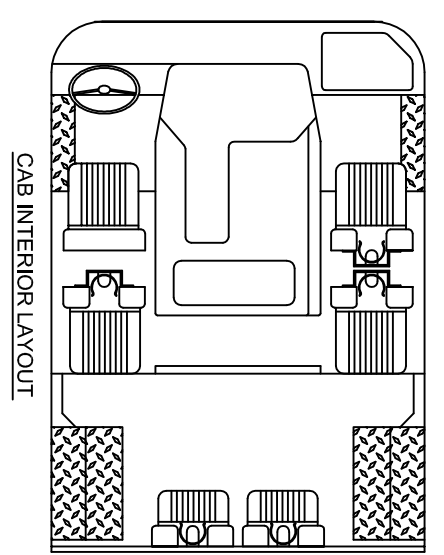
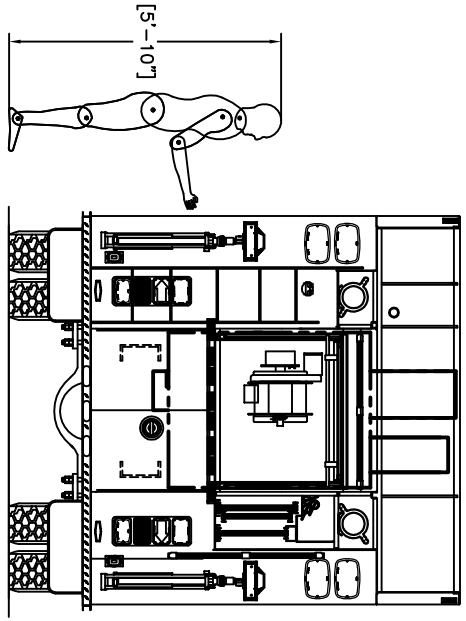
KOVATCH MOBILE EQUIPMENT
 ONE INDUSTRIAL COMPLEX - NERSBOROUGH, PA 16240

DATE: 12-11-09 SCALE: 1"=24" DWG SIZE: DRAWN BY: JGW APPROVED BY: JGW

KME PREDATOR ENGINE RESCUE

FDIC DEMO UNIT

GSO#7747



** NOTE **
 OVERALL HEIGHT
 128 TIRE = CURRENT
 315 TIRE ADD 1 1/4"
 425 TIRE ADD 2"

